



The Intersection of Antibiotic Resistance (AR), Antibiotic Use (AU), and COVID-19

for the Presidential Advisory Council on Combating Antibiotic-Resistant Bacteria

Arjun Srinivasan, MD

CAPT, USPHS

Associate Director for Healthcare Associated Infection (HAI) Prevention Programs


Division of Healthcare Quality Promotion

National Center for Emerging and Zoonotic Infectious Diseases

September 9, 2020

CDC AR Investments Support U.S. through Pandemic

- **500+ experts** in infection prevention and control, HAI, AR, laboratorians responding domestically
- **AR Lab Network in 50 states, several cities, territories** to provide COVID testing and identify AR outbreaks
- Data collection systems, like the National Healthcare Safety Network, **gather COVID-19 and AR data**
- CDC **antibiotic stewardship tools** for frontline workers
- Infection control **experts responding globally** to COVID-19
- Building on foundational innovations for AR **sewage surveillance** to detect COVID-19 in wastewater
- **Leverage antibiotic stockpile** for continuity of TB treatment due to drug shortages



CDC funding 2016-2020:

\$373M+

across 59 state & local health departments for detection/prevention

Nearly \$115M

to 100+ institutions for innovations, therapeutics and diagnostics

Key Takeaways

- **Healthcare infection control is critical to fighting AR and SARS-CoV-2 infections**
 - No clear evidence that COVID-19 patients are more susceptible to bacterial/fungal infections—similar frequency as patients with influenza-like illness (ILI). **However, we are seeing sporadic outbreaks of AR infections in COVID units & higher rates of hospital onset infections**
 - COVID-19 creates perfect storm for AR infections **in healthcare settings:** length of stay, crowding, sick patients, antibiotic use, infection control issues
- **Antibiotic use fluctuated, appears stable but remains too high**
 - Hospitals: Spiked in early 2020 but flattened as pandemic continued
 - Outpatient, nursing homes: Significant drops from previous years
- Highlights continued importance of infection control and antibiotic stewardship—**both are dependent on the resiliency of these programs**

About Data Shown Today



- **Preliminary data provide the largest snapshot to date** about relative burden of AR infections & antibiotic use in U.S. COVID-19 patients
- Inpatient data reflect:
 - Infection data from **150+ hospitals and 14,000 hospital discharges**
 - Antibiotic use data from **1,100+ hospitals & 2+ million hospital discharges**
 - **2 data systems:** National Healthcare Safety Network and Premier Healthcare Database
- Outpatient data reflect:
 - National estimates based on IQVIA data from **92% of retail prescriptions**
- Nursing home data reflect:
 - Pharmacy info based on PharMerica data from **1,900 U.S. nursing homes**

Comparison of Flu & COVID-19 Discharges

	Patients with Influenza-Like Illness (Jan-March 2019)	Patients with COVID-19 (Jan-June 2020)
Mean length of stay	5.88 days	8.44 days
Discharges with bacterial/fungal culture	55.8%	65.1%
Discharges with a positive culture with a susceptibility result	12.4%	11.9%

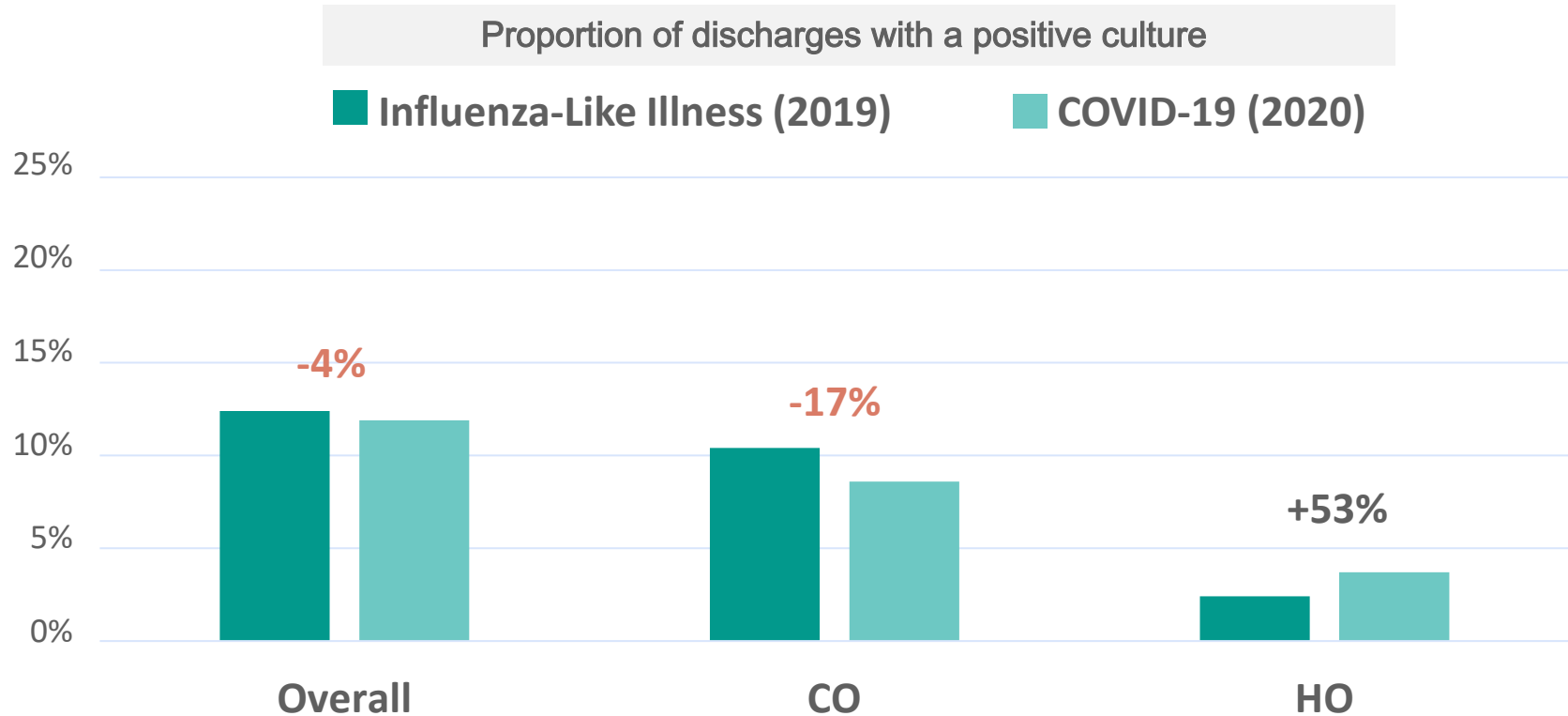
Influenza-Like Illness Definition: A hospitalization with a discharge during January 1, 2019-March 30, 2019, and any of the following ICD-10-CM codes: B97.89, H66.9, H66.90, H66.91, H66.92, H66.93, J00, J01.9, J01.90, J06.9, J09.X, J10.X, J11.X, J12.89, J12.9, J18, J18.1, J18.8, J18.9, J20.9, J40, R05, R50.9

COVID-19 Definition: An ICD-10-CM code of U07.1 (confirmed) with a discharge date April–June 2020 or ICD-10-CM code of B97.29 (suspected) with a discharge date March–June, 2020, and admission dates January–June 2020

Data collected August 24, 2020

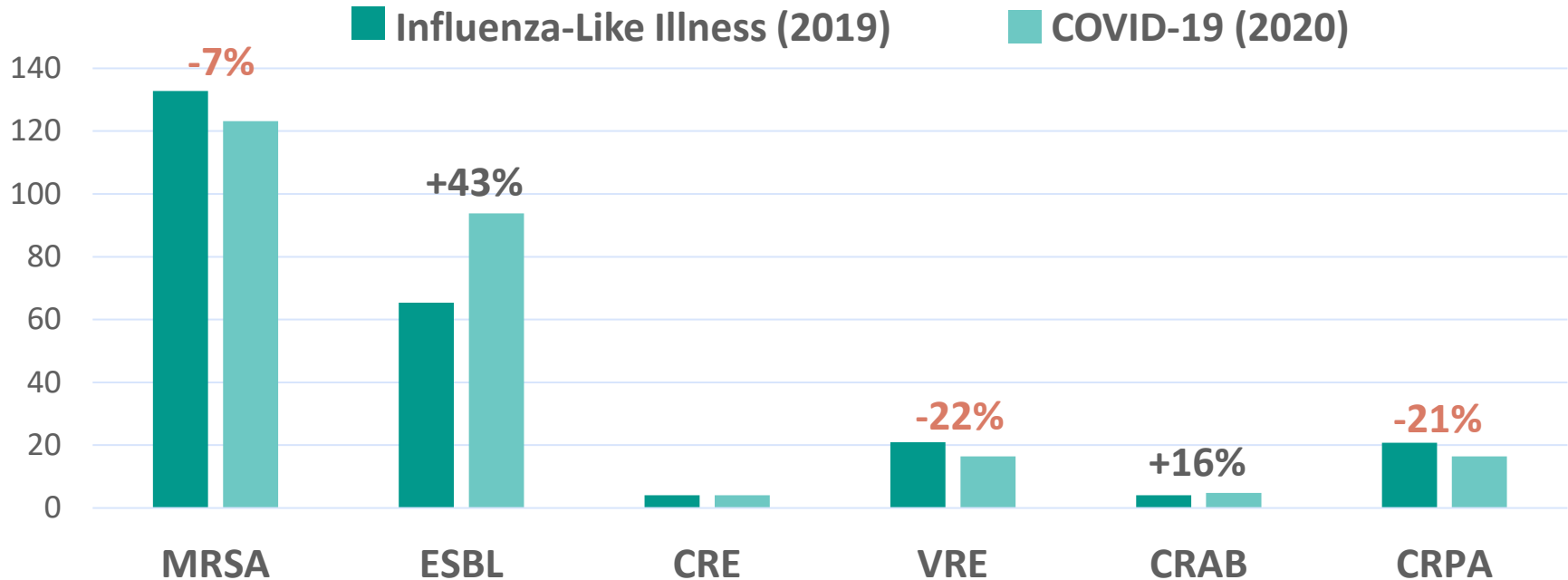
Preliminary unpublished analysis, please do not reproduce without permission

Cultures from Patients with COVID-19 and ILI Grew Organisms at Similar Frequency



Antibiotic-Resistant Pathogens in Hospitalized Patients: Overall

Rate of resistant organisms per 10,000 discharges



Specimen Types: Overall

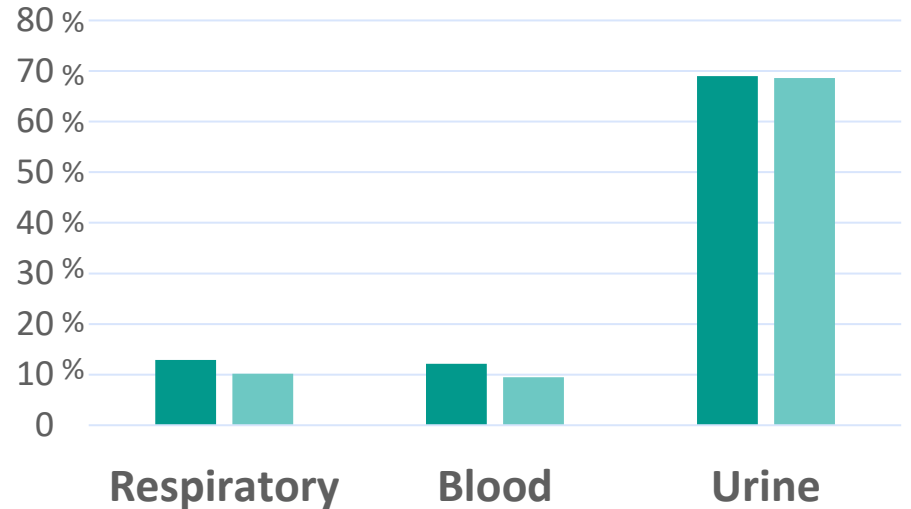
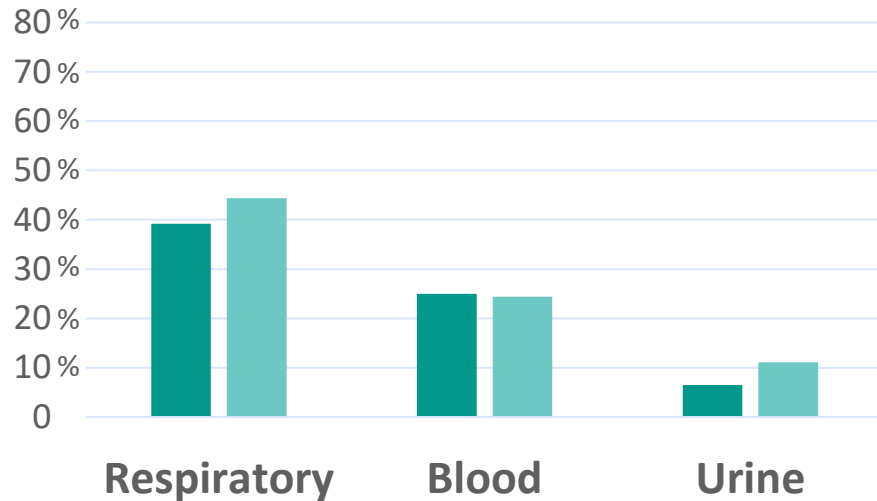
Proportion of discharges

Influenza-Like Illness (2019)

COVID-19 (2020)

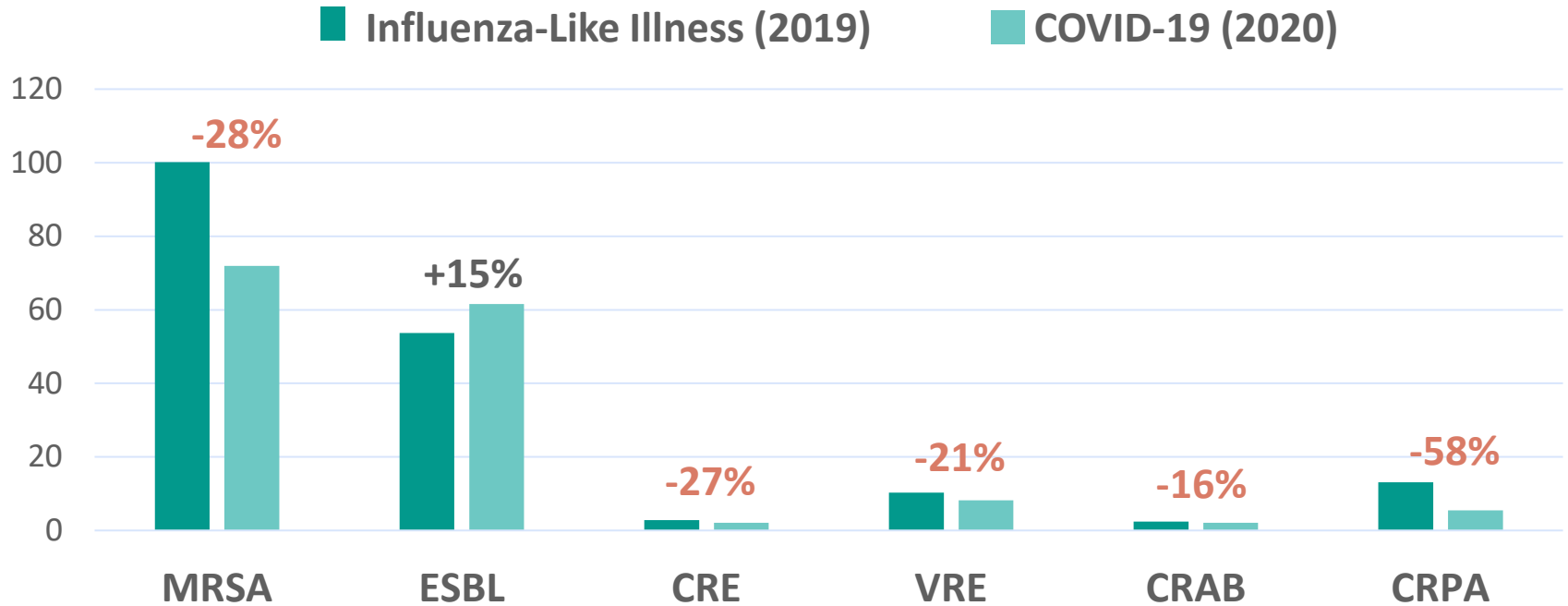
MRSA

ESBL



Antibiotic-Resistant Pathogens in Hospitalized Patients: Community-Onset

Rate of community-onset resistant organisms per 10,000 discharges

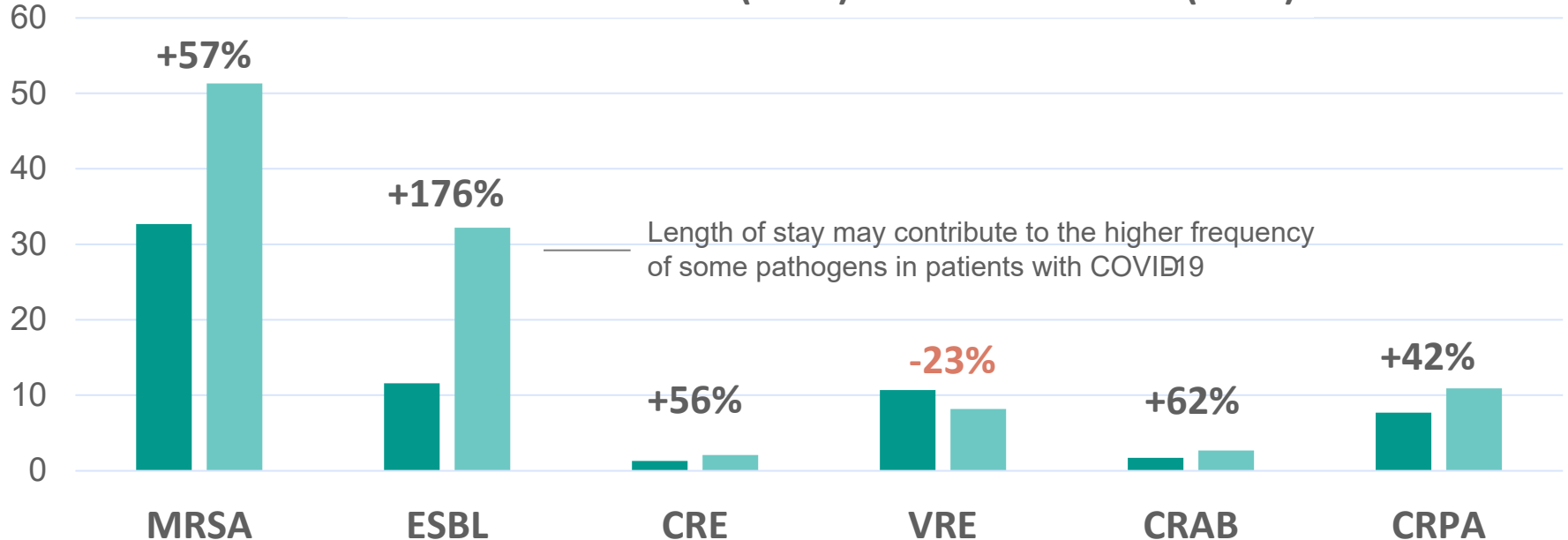


Preliminary unpublished analysis, please do not reproduce without permission

Antibiotic-Resistant Pathogens in Hospitalized Patients: Hospital-onset

Rate of hospital-onset resistant organisms per 10,000 discharges

■ Influenza-Like Illness (2019) ■ COVID-19 (2020)

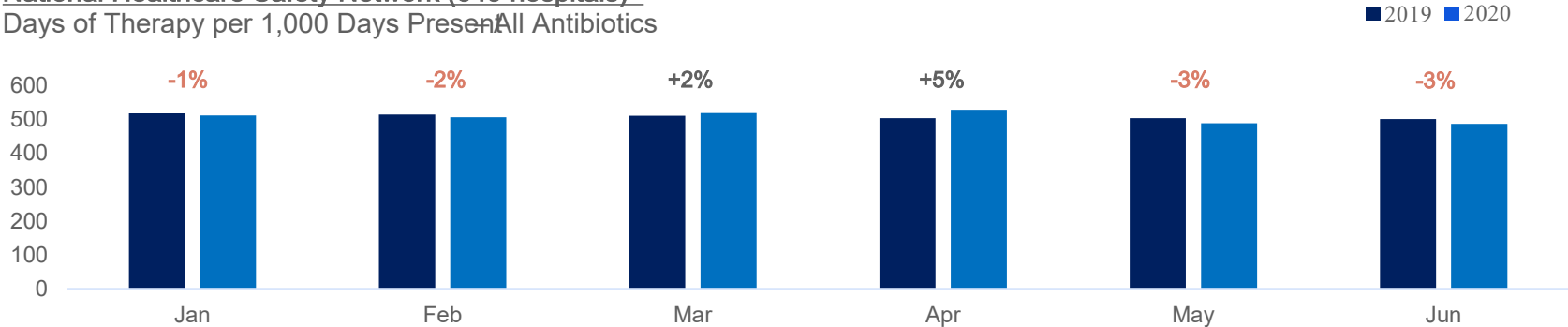


Preliminary unpublished analysis, please do not reproduce without permission

Hospital Antibiotic Use: All Antibiotics

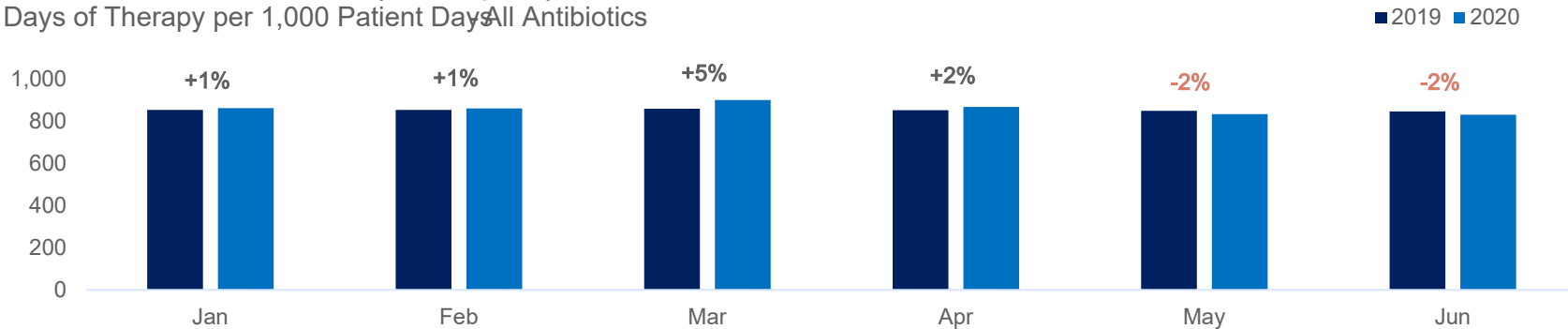
National Healthcare Safety Network (649 hospitals)

Days of Therapy per 1,000 Days Present All Antibiotics



Premier Healthcare Database (516 hospitals)

Days of Therapy per 1,000 Patient Days All Antibiotics



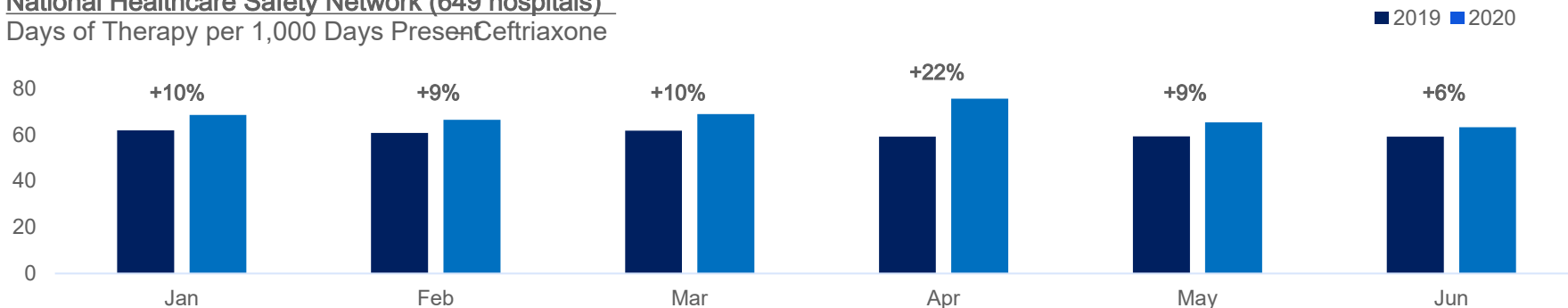
Note: NHSN AU days present denominator counts any portion of a day when a patient was hospitalized and thus is larger than the Premier patient day denominator, which counts 24-hour periods. **Preliminary unpublished analysis, please do not reproduce.**

Note: 25% drop in hospitalizations for March-June of 2020 vs 2019

Hospital Antibiotic Use: Ceftriaxone

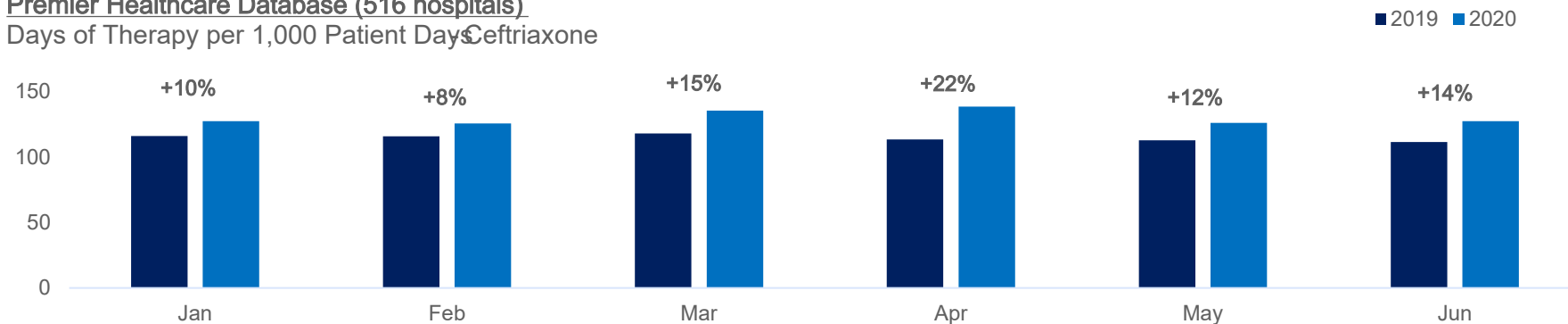
National Healthcare Safety Network (649 hospitals)

Days of Therapy per 1,000 Days Present Ceftriaxone



Premier Healthcare Database (516 hospitals)

Days of Therapy per 1,000 Patient Days Ceftriaxone



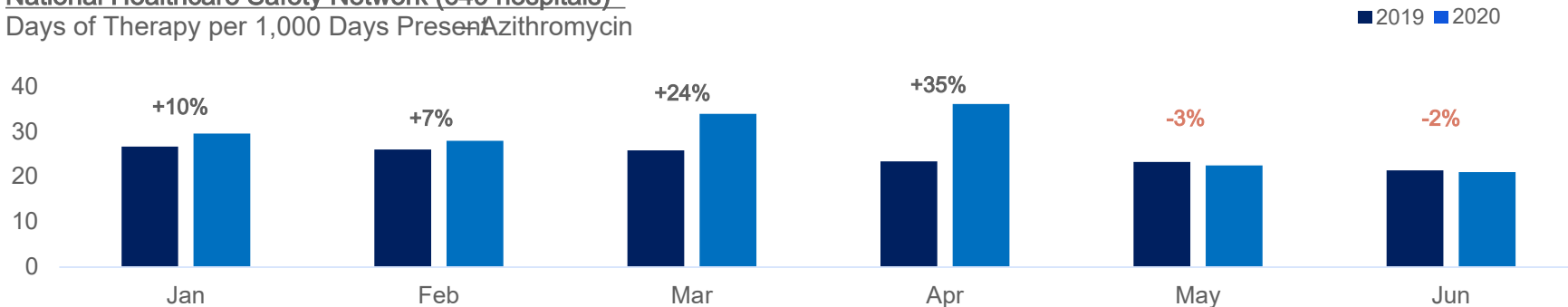
Note: NHSN AU days present denominator counts any portion of a day when a patient was hospitalized and thus is larger than Premier patient day denominator, which counts 24-hour periods. **Preliminary unpublished analysis, please do not reproduce.**

Note: 25% drop in hospitalizations for March/June of 2020 vs 2019

Hospital Antibiotic Use: Azithromycin

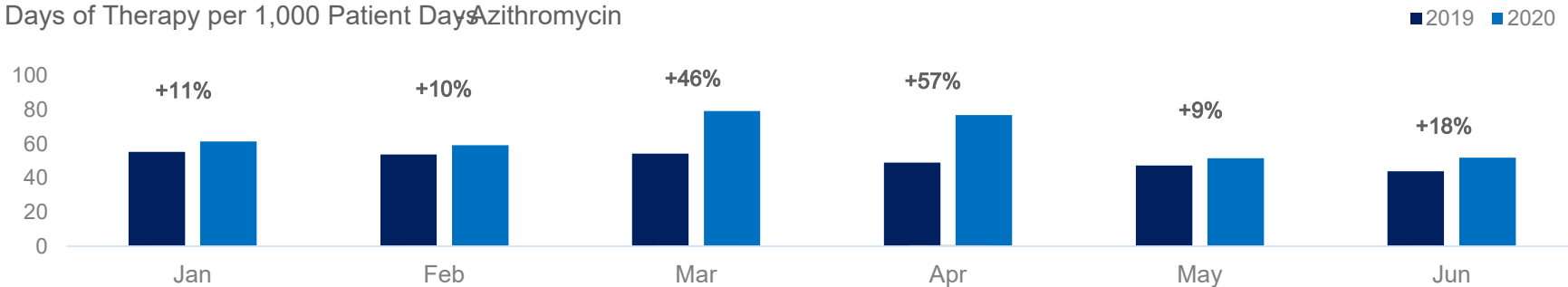
National Healthcare Safety Network (649 hospitals)

Days of Therapy per 1,000 Days Present Azithromycin



Premier Healthcare Database (516 hospitals)

Days of Therapy per 1,000 Patient Days Azithromycin



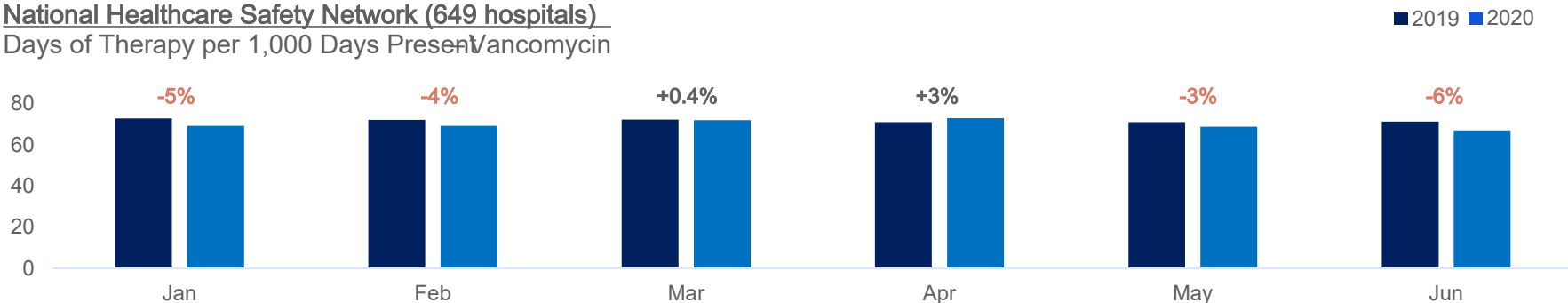
Note: NHSN AU days present denominator counts any portion of a day when a patient was hospitalized and thus is larger than Premier patient day denominator, which counts 24-hour periods. **Preliminary unpublished analysis, please do not reproduce.**

Note: 25% drop in hospitalizations for March/June of 2020 vs 2019

Hospital Antibiotic Use: Vancomycin

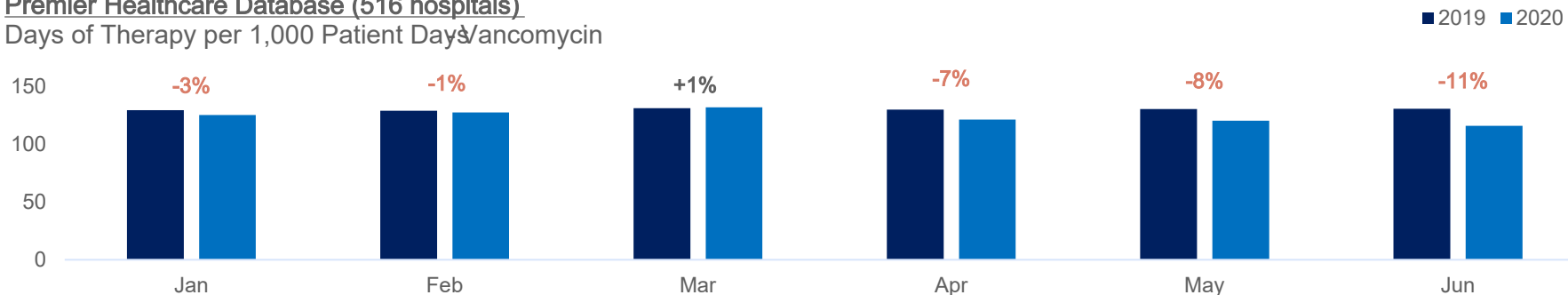
National Healthcare Safety Network (649 hospitals)

Days of Therapy per 1,000 Days Present/vancomycin



Premier Healthcare Database (516 hospitals)

Days of Therapy per 1,000 Patient Days/vancomycin



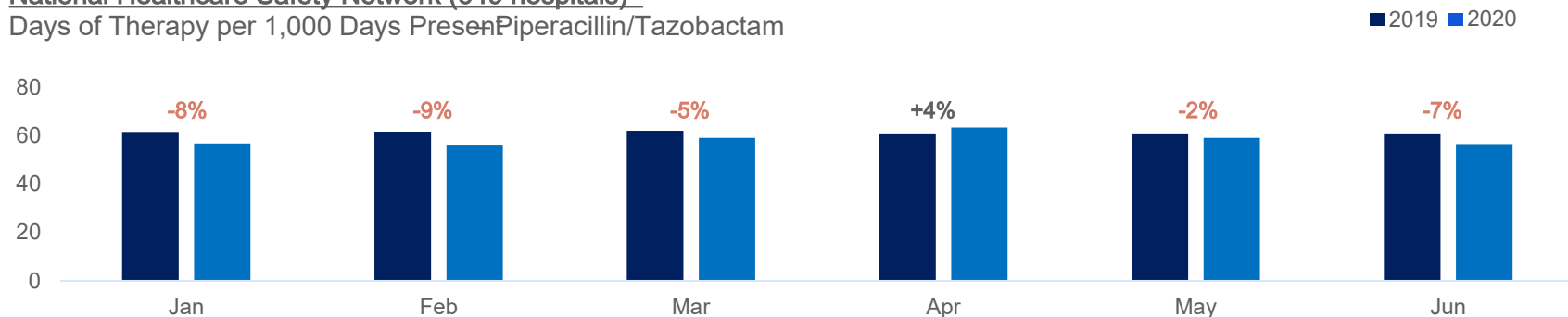
Note: NHSN AU days present denominator counts any portion of a day when a patient was hospitalized and thus is larger than Premier patient day denominator, which counts 24-hour periods. **Preliminary unpublished analysis, please do not reproduce.**

Note: 25% drop in hospitalizations for March/June of 2020 vs 2019

Hospital Antibiotic Use: Piperacillin/Tazobactam

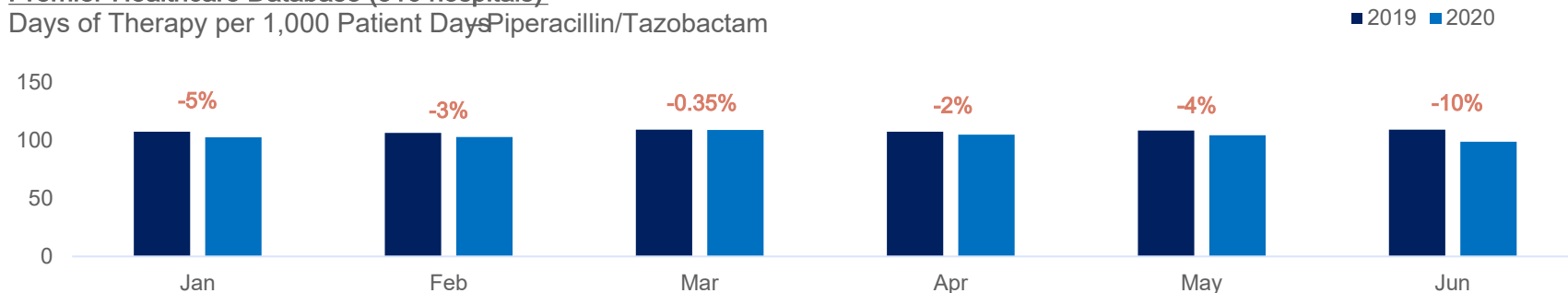
National Healthcare Safety Network (649 hospitals)

Days of Therapy per 1,000 Days Present Piperacillin/Tazobactam



Premier Healthcare Database (516 hospitals)

Days of Therapy per 1,000 Patient Days Piperacillin/Tazobactam

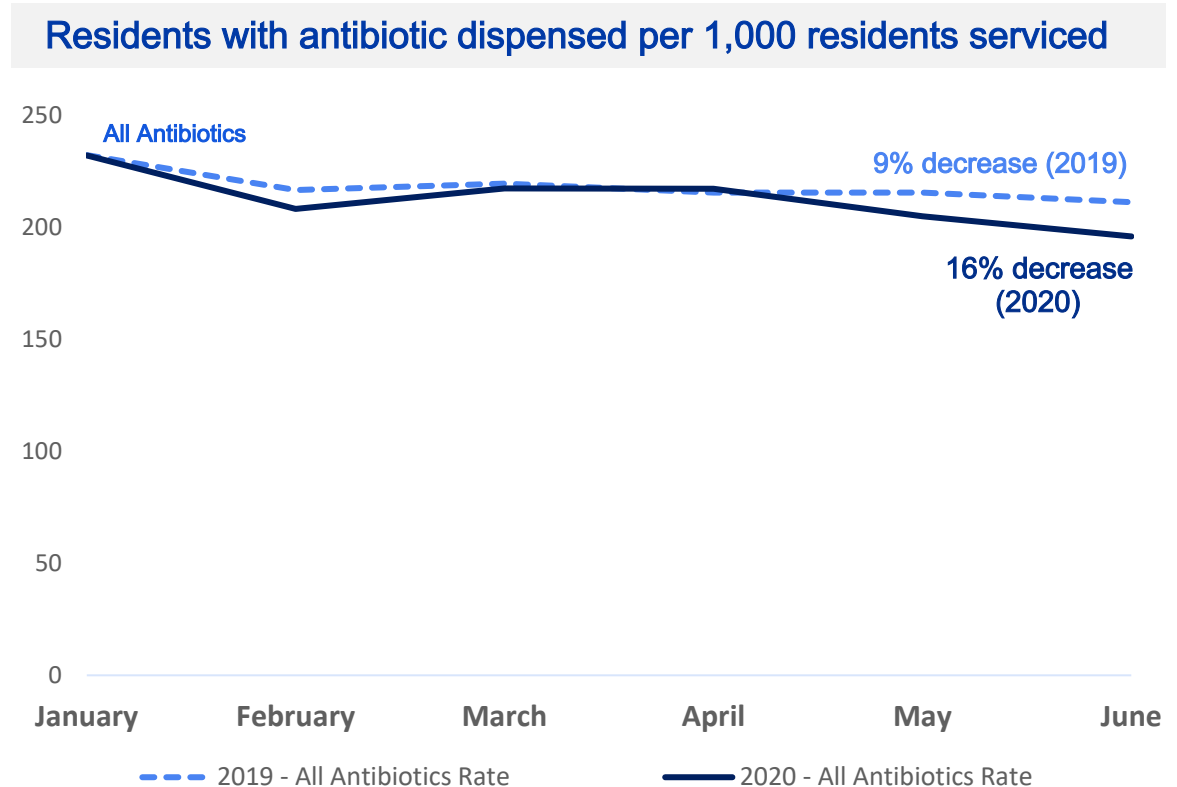


Note: NHSN AU days present denominator counts any portion of a day when a patient was hospitalized and thus is larger than Premier patient day denominator, which counts 24-hour periods. **Preliminary unpublished analysis, please do not reproduce.**

Note: 25% drop in hospitalizations for March/June of 2020 vs 2019

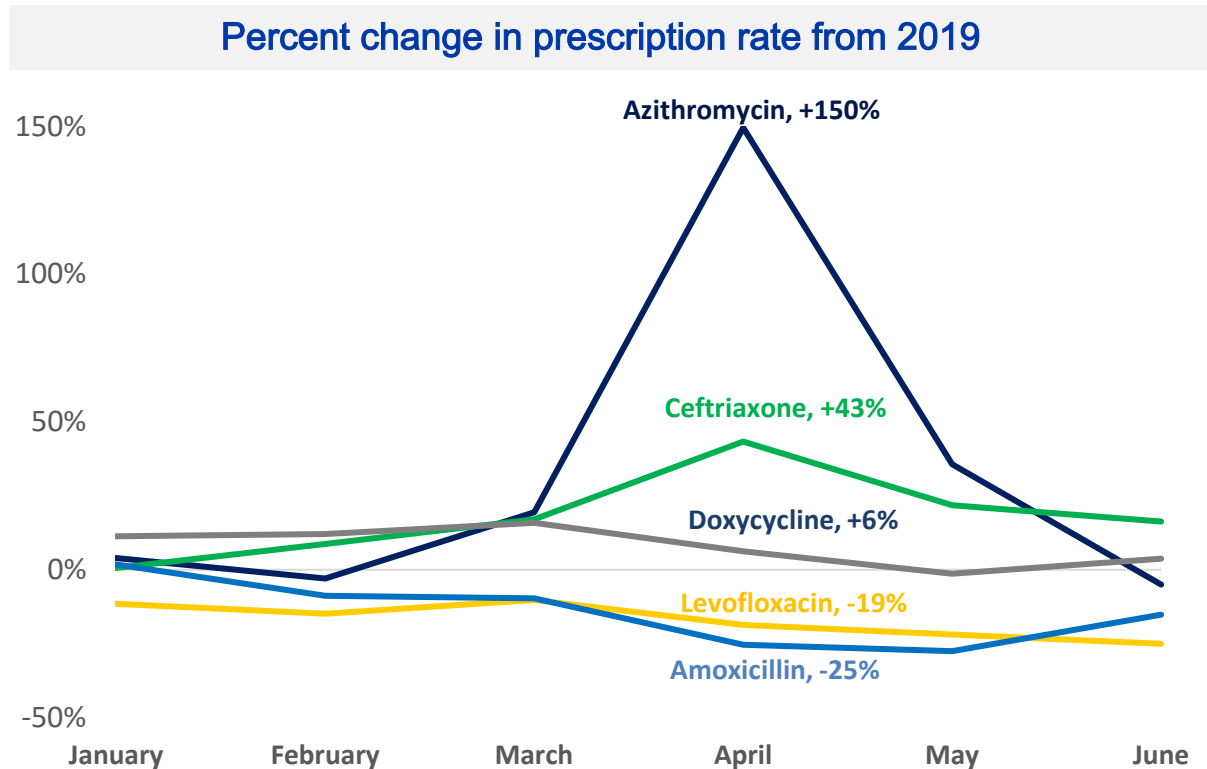
Decrease in Nursing Home Antibiotic Dispense Rates

- Long-term care pharmacy prescription dispense data from over 1,900 nursing homes
- Overall, antibiotic use rates **decreased 16%** during January-June 2020, compared with 9% decrease in 2019
- **Antibiotic use declined more than expected** for seasonal declines



Higher Rates of Antibiotics Commonly Used for Respiratory Infections in Nursing Homes


- **Antibiotics higher** in April 2020 than 2019
 - Azithromycin
 - Ceftriaxone
 - Doxycycline
- **Antibiotics lower** in April 2020 than 2019
 - Levofloxacin
 - Amoxicillin



Early Published Data to Give Context to Outpatient Use



Emergency department **visits declined 41%-64%** during January-April 2020¹ and **42% year over year**²



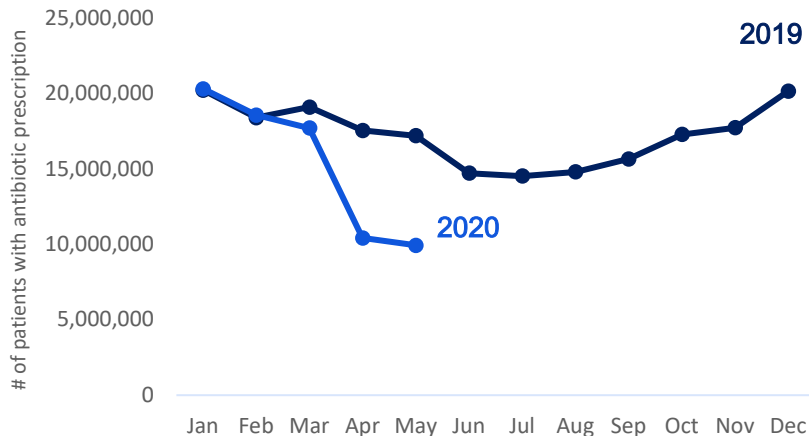
A convenience sample of 50,000+ outpatient providers shows **visits down 60% by the end of March** compared with its first week but have rebounded.³

1. Jeffery, M. M., et al. (2020). "Trends in Emergency Department Visits and Hospital Admissions in Health Care Systems in 5 States in the First Months of the COVID-19 Pandemic in the US." *JAMA Intern Med*
2. Hartnett KP, Kite-Powell A, DeVies J, et al. Impact of the COVID-19 Pandemic on Emergency Department Visits — United States, January 1, 2019–May 30, 2020. *MMWR Morb Mortal Wkly Rep* 2020;69:699–704. DOI: [http://dx.doi.org/10.15585/mmwr.mm6923e1external icon](http://dx.doi.org/10.15585/mmwr.mm6923e1external_icon)
3. Mehrotra, A., et al. (2020, June 2020). "The Impact of the COVID-19 Pandemic on Outpatient Visits: Practices Are Adapting to the New Normal." from <https://www.commonwealthfund.org/publications/2020/jun/impact-covid-19-pandemic-outpatient-visits-practices-adapting-new-normal>

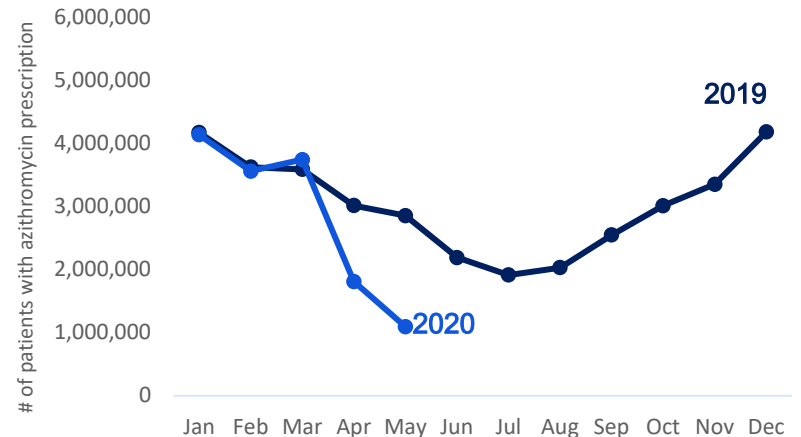
Outpatient Antibiotic Prescriptions Down

- National estimates projected from a sample covering 92% of all retail prescriptions
- Largest beyond seasonally-expected decreases in penicillins (mostly amoxicillin), then macrolides, cephalosporins, and beta-lactam agents
- Azithromycin prescribing in NY & NJ higher than seasonally-expected in March & April

Patients with antibiotic prescriptions dispensed from retail pharmacies for **all antibiotics decreased 42%** May 2019-May 2020




Patients with **azithromycin prescriptions decreased 62%** during May 2019-May 2020



Other Impacts from COVID-19

- Antibiotic **drug shortages**, with specific challenges for TB, STD
- Potential increased risk for MDR transmission and drop in surveillance cultures creates **challenges for MDRO outbreak identification and response**
- Closure of STD clinics, limited **healthcare access** during the pandemic might create long-term health issues
- Significant declines in **AR data reporting & lab surveillance** as staff are redirected
- Increased use of immune support could increase risks (e.g., **steroids and new therapeutics**)

96% of STD clinics
e x p e r i e n c e d
SIGNIFICANT
or *COMPLETE* 
DISRUPTION

 **QUARTER 2**
PULSENET
s u b m i s s i o n s
 **>50%**

More AR & COVID-19 Studies Coming from CDC

- Academic collaborations to better understand COVID-19 & **secondary infections**
- **International collaborations** to explore bacterial/fungal infections in COVID-19 patients in South America and Asia
- Deeper dive on **fungal infections** & COVID-19
- Evaluating **antibiotic use data** in COVID-19 patients in low- to middle-income countries
- Publications & additional studies from **preliminary data presented today including ongoing work on the increasing risk of ESBLs**



Future Implications for AR & COVID-19

- Continued emphasis of **healthcare infection prevention and control** in infectious disease transmission **cannot be overestimated**
 - Spread of pathogens can be contained and outbreaks can be prevented but we must ensure ongoing robust infection control training, continuity of PPE supply, support for frontline healthcare providers
- **Support greater resiliency in antibiotic resistance and antibiotic use programs** in healthcare and state/local health departments
 - Without resiliency, critical work will not happen as new threats emerge
- Continued gathering and analysis of AR and AU data from multiple sources like presented today is critically important as it allows resilience when some systems are impacted and provides a fuller picture of impact.

Acknowledgements

James Baggs

Brittany Barnett

Gail Bolan

Daniel Budnitz

Kellan Burrell

Katy Capers

Michael Craig

Ann Cronin

Heather Dubendris

Shae Duka

Jonathan Edwards

Anthony Fiore

Andrew Geller

Susan Gerber

Katryna Gouin

Stephanie Gumbis

Lauri Hicks

John Jernigan

Sarah Jones

Sarah Kabbani

Alex Kallen

Laura King

Tyler Kratzer

Jennifer Lind

Maribeth Lovegrove

Natalie McCarthy

Melinda Neuhauser

Erin O'Leary

Lindsay Parnell

Sujan Reddy

Rebecca Roberts

Ashley Rose

Nadine Shehab

Alicia Shugart

Dawn Sievert

Minn Soe

Valery Tashayev

Sharon Tsay

Maroya Walters

Amy Webb

Hannah Wolford

Hsiu Wu

For more information, contact CDC
1-800-CDC-INFO (232-4636)
TTY: 1-888-232-6348 www.cdc.gov

The findings and conclusions in this report are those of the authors and do not necessarily represent the official position of the Centers for Disease Control and Prevention.



Key Takeaways

- **Healthcare infection control is critical to fighting AR and SARS-CoV-2 infections**
 - No clear evidence that COVID-19 patients are more susceptible to bacterial/fungal infections—similar frequency as patients with influenza-like illness (ILI). **However, we are seeing sporadic outbreaks of AR infections in COVID units & higher rates of hospital onset infections**
 - COVID-19 creates perfect storm for AR infections **in healthcare settings:** length of stay, crowding, sick patients, antibiotic use, infection control issues
- **Antibiotic use fluctuated, appears stable but remains too high**
 - Hospitals: Spiked in early 2020 but flattened as pandemic continued
 - Outpatient, nursing homes: Significant drops from previous years
- Highlights continued importance of infection control and antibiotic stewardship—**both are dependent on the resiliency of these programs**