

# Secretary's Advisory Committee on Infant Mortality Updates from MCHB

**Michael D. Warren, MD MPH FAAP**  
**Associate Administrator**  
**Maternal and Child Health Bureau (MCHB)**  
**Health Resources and Services Administration**  
**(HRSA)**



# Program Announcements

**New MCHB Leadership**  
**Healthy Start**  
**Maternal Mortality**  
**Title V**



# New MCHB Leadership



**Dr. Sara Kinsman**  
Division Director  
Child, Adolescent and  
Family Health



**Dr. Tiffany McNair**  
Division Director  
Healthy Start and  
Perinatal Services



**Cindy Phillips**  
Division Director  
Home Visiting and  
Early Childhood Services



**Joan Scott**  
Division Director  
Services for Children with  
Special Health Needs

# Healthy Start

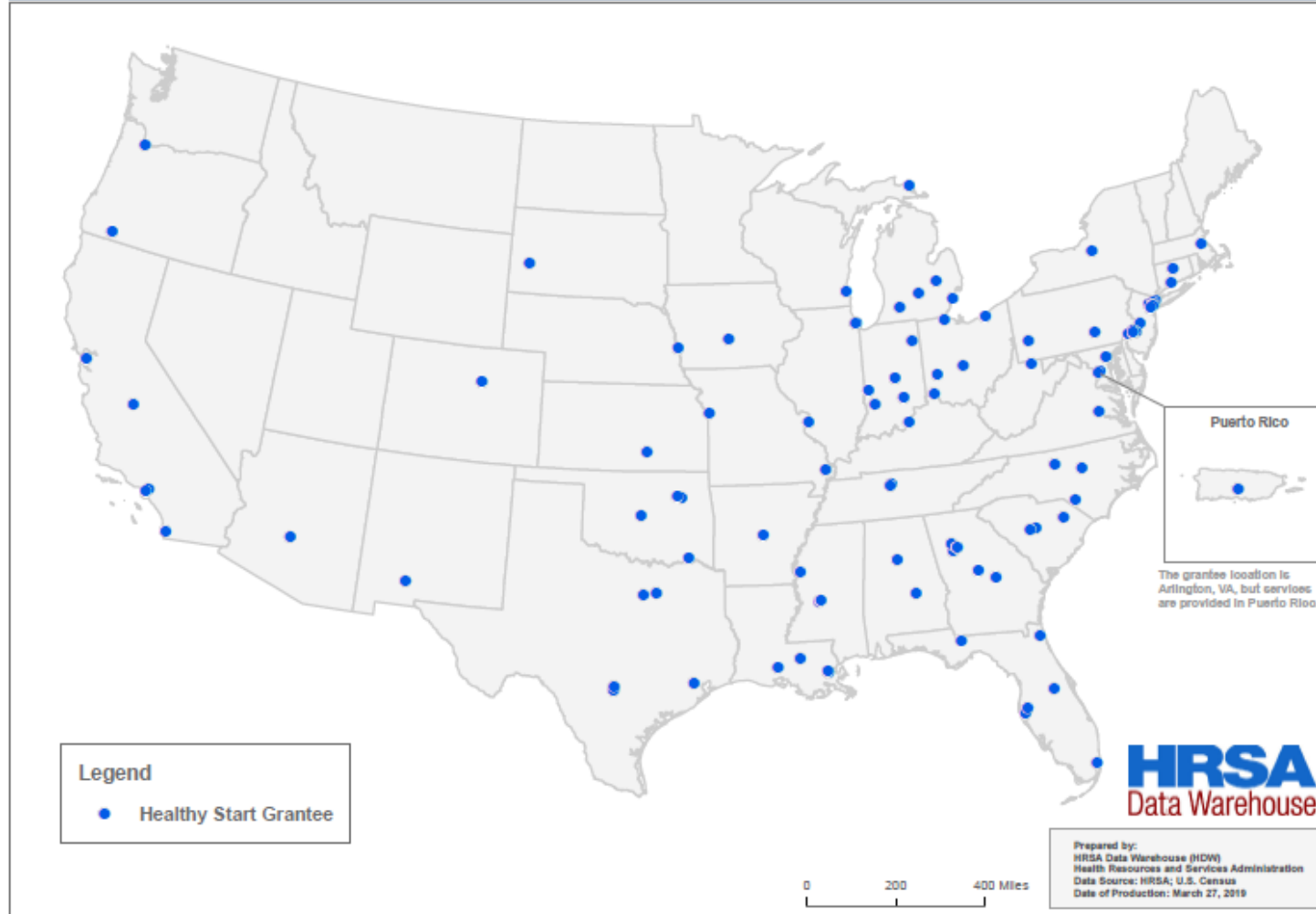
- New project period starts **April 1, 2019**
- **100 project sites** announced on March 21<sup>st</sup>
  - Awards total \$107 million
  - Projects are awarded in 34 states, DC, and Puerto Rico
- Projects include **\$12M in funding for maternal mortality**
  - Fund advanced clinical providers at Healthy Start sites



# Healthy Start

**HRSA**  
Health Resources & Services Administration

## Healthy Start Grantees: 2019-2024



# Maternal Mortality

- Rate of maternal mortality and severe maternal morbidity **higher** in US than other high resource countries.
- Most common conditions causing maternal death are hemorrhage, severe high blood pressure, and venous thromboembolism.
- Mental health conditions, including opioid use, are emerging causes of maternal death.
- High risk populations:
  - Racial/ethnic minorities
    - Non-Hispanic Black women are **three to four times** more likely to die from pregnancy complications than non-Hispanic White women.
  - Women of advanced maternal age
  - Women living in medically underserved areas

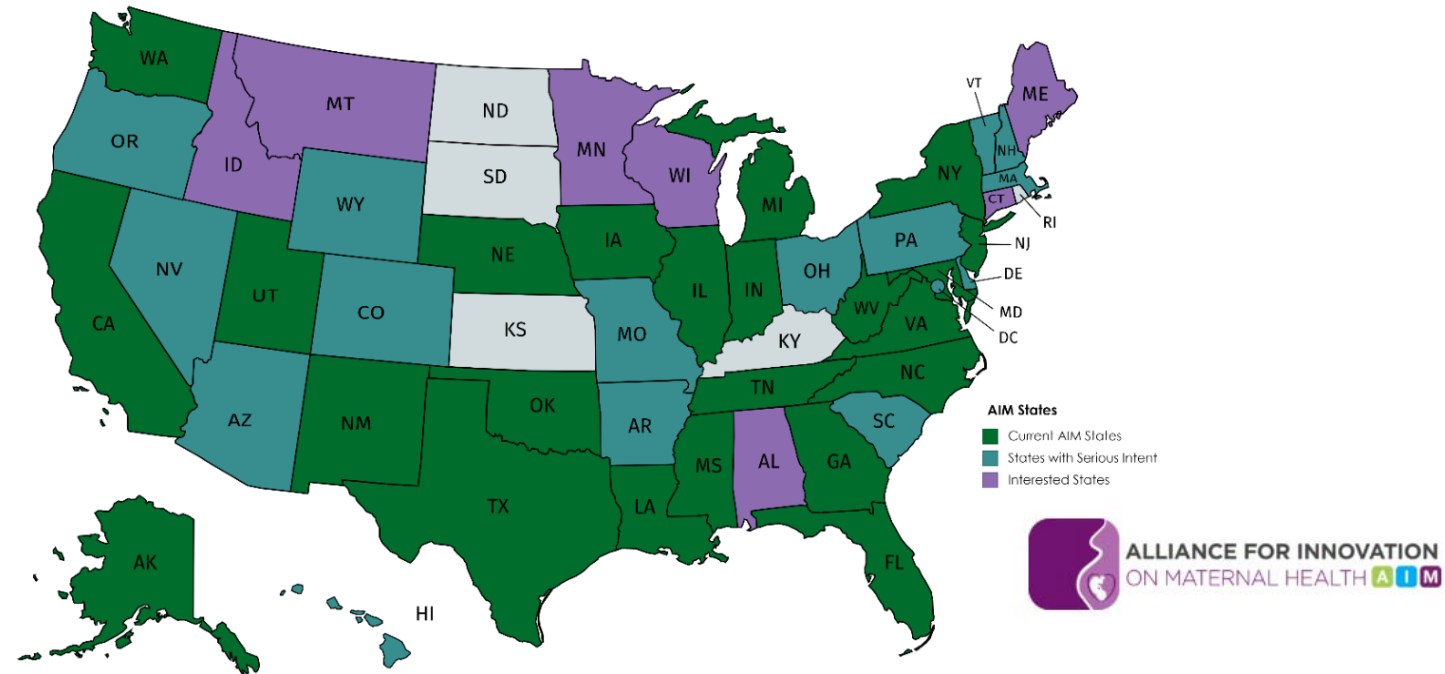
# Maternal Mortality



## HRSA Maternal Mortality Summit (June 2018)

- Experts from US, 6 countries, and WHO
- Highlighted innovative strategies in reducing maternal mortality

# Maternal Mortality



## Alliance for Innovation in Maternal Health (AIM)

- 23 states and 1,030 birthing hospitals
- Structured bundle of established best practices
- Reaches nearly 2 million births annually



# Maternal Mortality

FY 2019 Budget = \$38M



## SPRANS (\$26M)

- Expand AIM to all states (\$3M)
- State Maternal Health Innovation Awards (\$23M)

## Healthy Start (\$12M)

- Clinical providers at program sites

# Title V/MCH Block Grant

- Oldest federal/state partnership
- **The** public health system for women and children in the US
- State-focused action plans based on state priorities/needs
  - Influenced by 5-year needs assessment
  - Next needs assessment due July 2020
- Measurement strategy for national-level **outcome** and **performance** measures



# Title V/MCH Block Grant

- National **outcome** measures related to:
  - Prenatal care
  - Birth weight
  - Gestational age
  - Mortality (perinatal, neonatal, post-neonatal, SUID, preterm-related)
  - Drinking during pregnancy
  - NAS
  - Newborn screening follow-up
  - Postpartum depression
- National **performance** measures related to:
  - Well-woman visit
  - Low-risk cesarean delivery
  - Risk-appropriate prenatal care
  - Breastfeeding
  - Safe sleep



# Closing Thoughts on Improving Maternal and Child Health



# Maternal and Child Health Bureau



**Mission:**  
**Improve the health of America's mothers,  
children, and families.**

# Some Persistent Challenges

- Adolescent well visits
- Unsafe infant sleep positions
- Maternal mortality
- Medical home and transition for children and youth with special health needs
- Infant mortality

Accelerate.

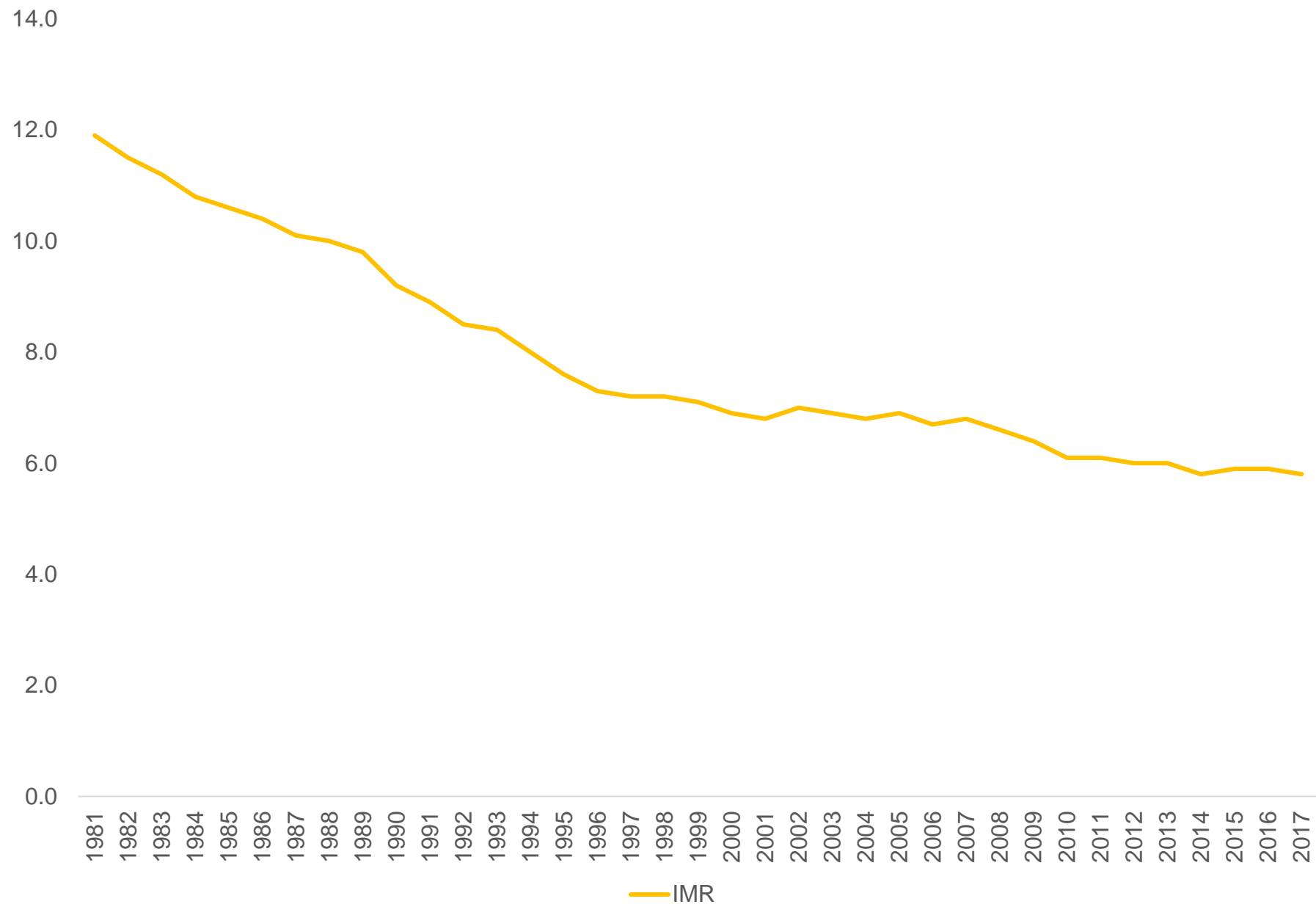
Upstream.

Together.

Accelerate.



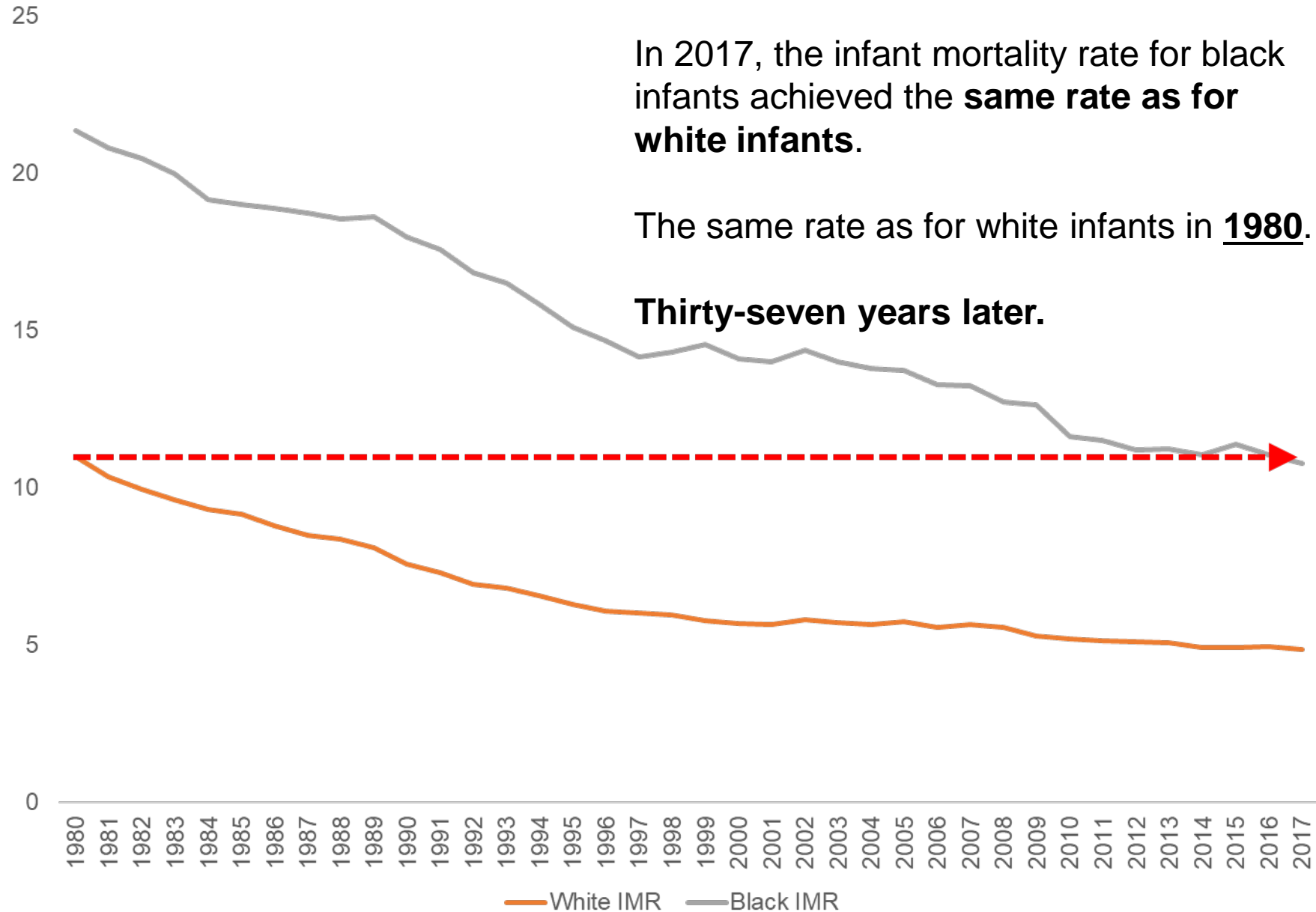
# Infant Mortality Rates, United States (1980-2017)





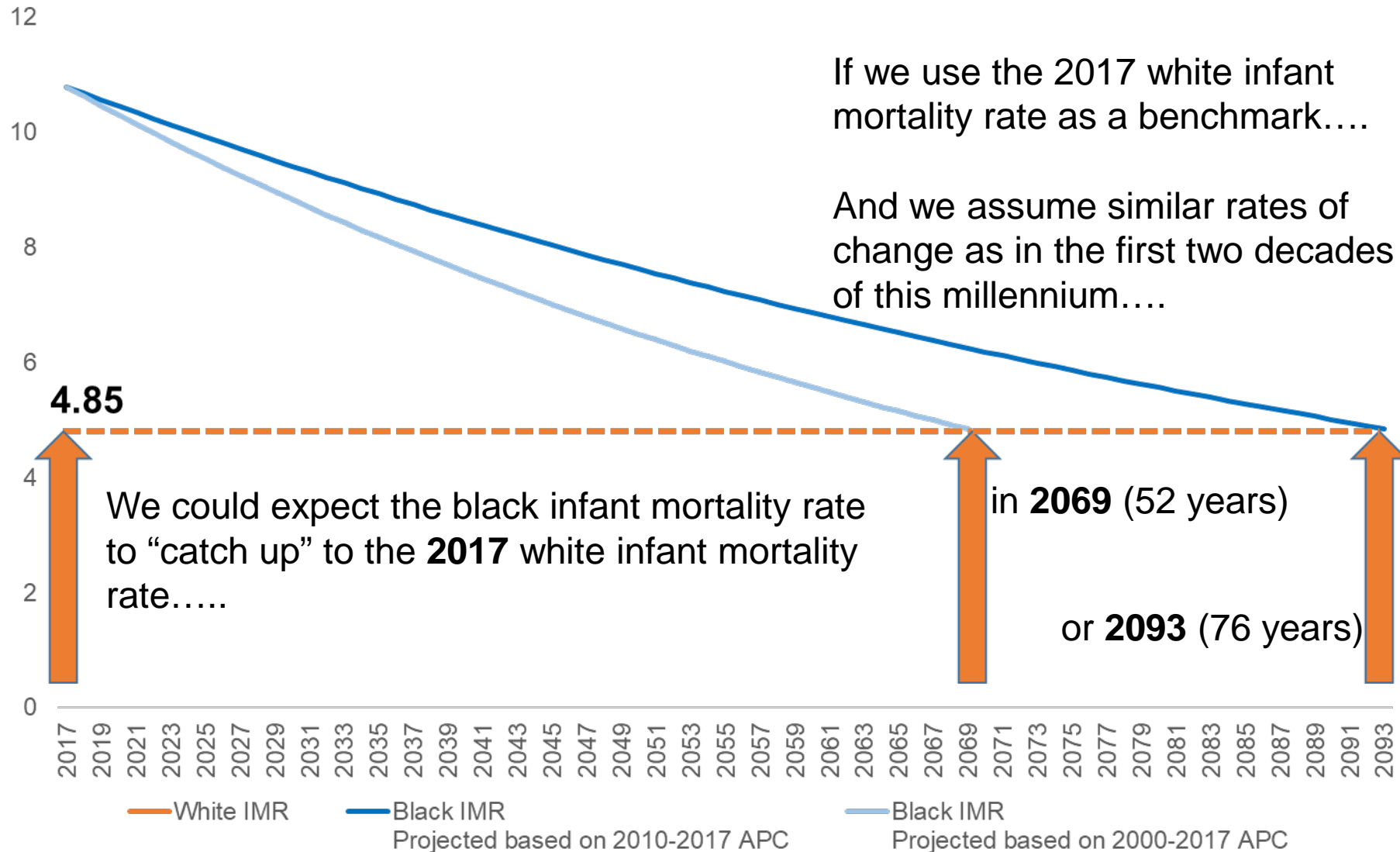


# Infant Mortality Rates, United States (1980-2017)



# Projected Black Infant Mortality Rate United States (2017-2093)

*Based on Average Percentage Changes in Prior Years*



Accelerate.

Upstream.






# Levels of Prevention


| <b>PRIMARY</b><br>Prevention  | <b>SECONDARY</b><br>Prevention   | <b>TERTIARY</b><br>Prevention  |
|---|--|--|
| An intervention implemented before there is evidence of a disease or injury | An intervention implemented after a disease has begun, but before it is symptomatic. | An intervention implemented after a disease or injury is established |






### Primary Prevention

- Vaccination
- Breastfeeding
- Healthy built environment



### Secondary Prevention

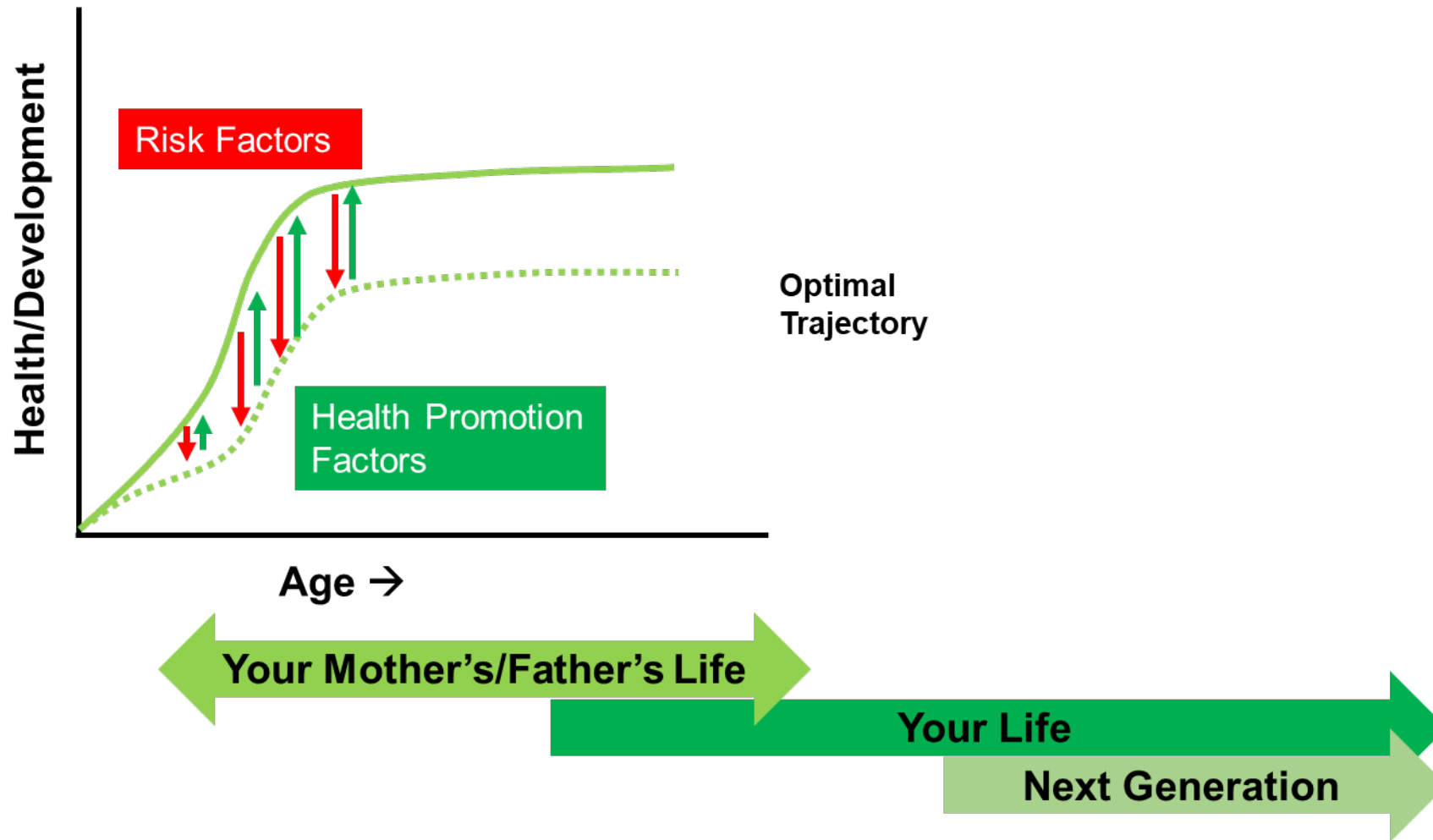
- Newborn Screening
- Lead Screening
- Home Visiting



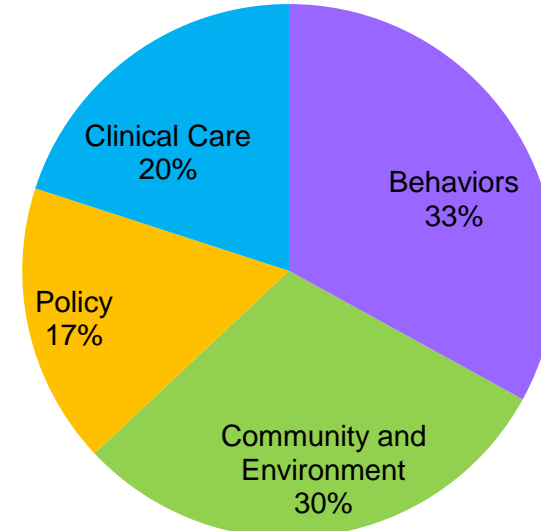
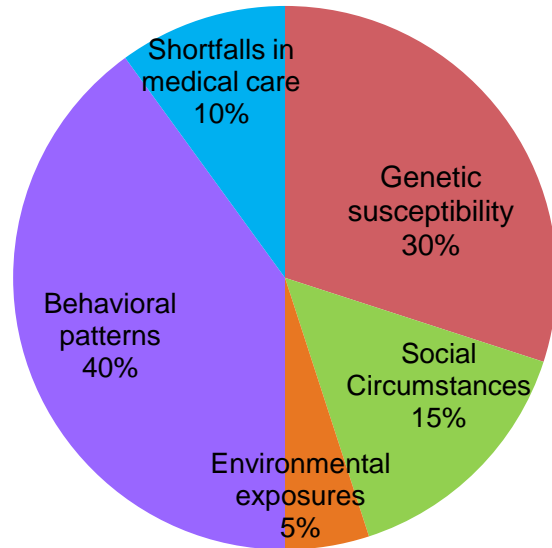
### Tertiary Prevention

- Care Coordination
- Early Intervention
- Specialty care for CSHCN, high risk mothers and babies

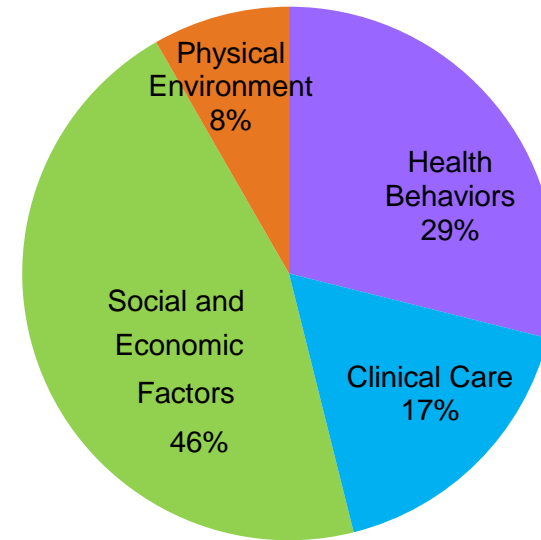
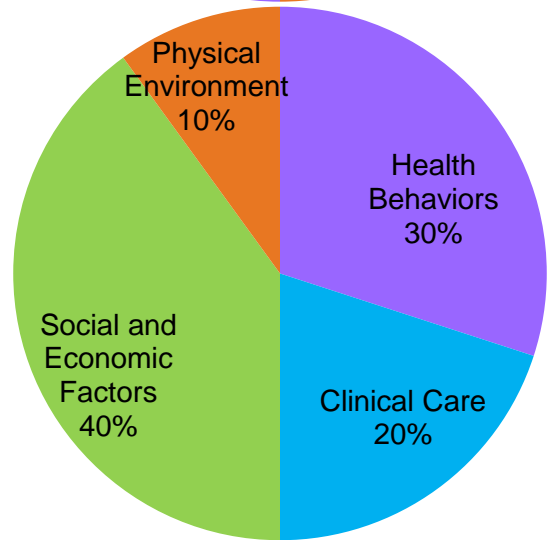
# Life Course Model



# What Determines Health?



**Health  
care  
accounts  
for only  
10-20%  
of overall  
health**



**Upper left:** McGinnis JM, Williams-Russo P, Knickman JR. The case for more active policy attention to health promotion. *Health Aff.* 2002; 21(2):78-93.

**Lower left:** Remington PL, Catlin BB, Gennusko KP. The County Health Rankings: rationale and methods. *Popul Health Metr.* 2014; 13:11.

**Upper right:** American's Health Rankings. <https://www.americashealthrankings.org>.

**Lower right:** Park H et al. Relative Contributions of a Set of Health Factors to Selected Health Outcomes *Am J Prev Med* 2015;49(6):961-969.



Accelerate.

Upstream.

Together.















“Sometimes when I get home at night in Washington, I feel as though I had been in a great traffic jam...moving toward the Hill where Congress sits in judgment on all the administrative agencies of the Government.

In that traffic jam there are all kinds of vehicles....the kinds of conveyances, for example that the Army can put into the street—tanks, gun carriages, trucks, the dancing horses of officers...

There are other kinds of vehicles in this traffic jam—great numbers of them...hayricks and the binders and the ploughs...of the Department of Agriculture....There are....the handsome limousines of the Department of Commerce...and the barouches in which the Department of Justice officials sometimes appear....”

“....I stand on the sidewalk watching it become more congested and more difficult, and then because the responsibility is mine and I must, I take a very firm hold on the handles of the baby carriage and I wheel it into the traffic.”

*Grace Abbott*

*Second Chief of the Children's Bureau  
(1921-1934)*



**It's time  
for us to  
move  
into the  
traffic.**

Accelerate.

Upstream.

Together.

# Contact Information

---

**Michael D. Warren, MD MPH FAAP**

**Associate Administrator**

**Maternal and Child Health Bureau (MCHB)**

**Health Resources and Services Administration (HRSA)**

**Email: [MWarren@hrsa.gov](mailto:MWarren@hrsa.gov)**

**Phone: 301-443-2170**

**Web: [mchb.hrsa.gov](http://mchb.hrsa.gov)**





# Connect with HRSA

To learn more about our agency, visit

[www.HRSA.gov](http://www.HRSA.gov)



Sign up for the HRSA *eNews*

FOLLOW US:    