



Health Professions Training Programs: Data Dashboards

November 5, 2019

National Center for Health Workforce Analysis (NCHWA)
Bureau of Health Workforce (BHW)
Health Resources and Services Administration (HRSA)



Agenda

- Available Data
- Dashboard Location
- Demonstration
- Questions



Health Professions Dashboard

- ▶ **Performance data from Academic Year 2012-2013 forward**
- ▶ **Aggregated by Year, Program, and State**
- ▶ **Participant and Graduate Counts**
- ▶ **Participant and Graduate Demographics**
- ▶ **Clinical Training Site Locations**
- ▶ **Program Infrastructure Outputs**



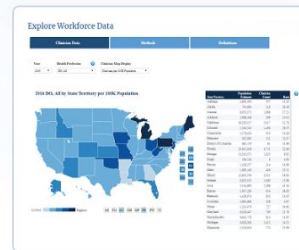
Location

- ▶ **Data.HRSA.gov**
- ▶ **Under the Data menu, choose Dashboards**
- ▶ **Scroll down to Health Professions Training Programs**



Dashboards

Interactive dashboards to help visualize HRSA's impact across the nation.



Area Health Resources Files (AHRF)



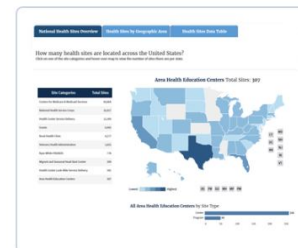
Grants



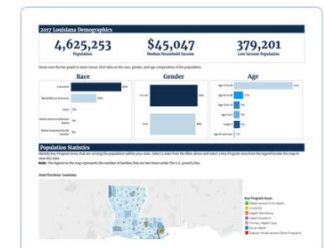
Health Professional Shortage Areas (HPSA)



Health Professions Training Programs



Health Sites



Demographics



Brief Dashboard Demonstration

Health Resources & Services Administration

data.HRSA.gov

Search A-Z Index

Find Health Care ▾ Data ▾ Maps ▾ Tools ▾ Topics ▾ Help ▾

Explore Data and Maps on HRSA's Health Care Programs

- Find a Health Center
- Explore Maps
- Query Data
- Find Shortage Areas
- View HRSA Fact Sheets
- Download Data

More than 10,900 health professionals providing care through the National Health Service Corps in FY 2018	More than 57,000,000 people supported by Federal Office of Rural Health Policy programs in FY 2018	Each year 56,000,000 women and children served through the Maternal and Child Health Title V Block Grant program
--	---	---

HRSA Grants – FY 2018
Total Awarded Grants: \$9,730,261,565





Connect with HRSA

To learn more about our agency, visit

www.HRSA.gov



Sign up for the HRSA *eNews*

FOLLOW US:    

