



HRSA Health Center Program

Secretary's Advisory Committee on Infant Mortality July 10, 2014

Seiji Hayashi, MD, MPH, FAAFP
Chief Medical Officer, Bureau of Primary Health Care
Acting Director, Division of Medicine and Dentistry, Bureau of Health Workforce
Health Resources and Services Administration
U.S. Department of Health and Human Services



Primary Health Care Mission



Improve the health of the Nation's underserved communities and vulnerable populations by assuring access to comprehensive, culturally competent, quality primary health care services



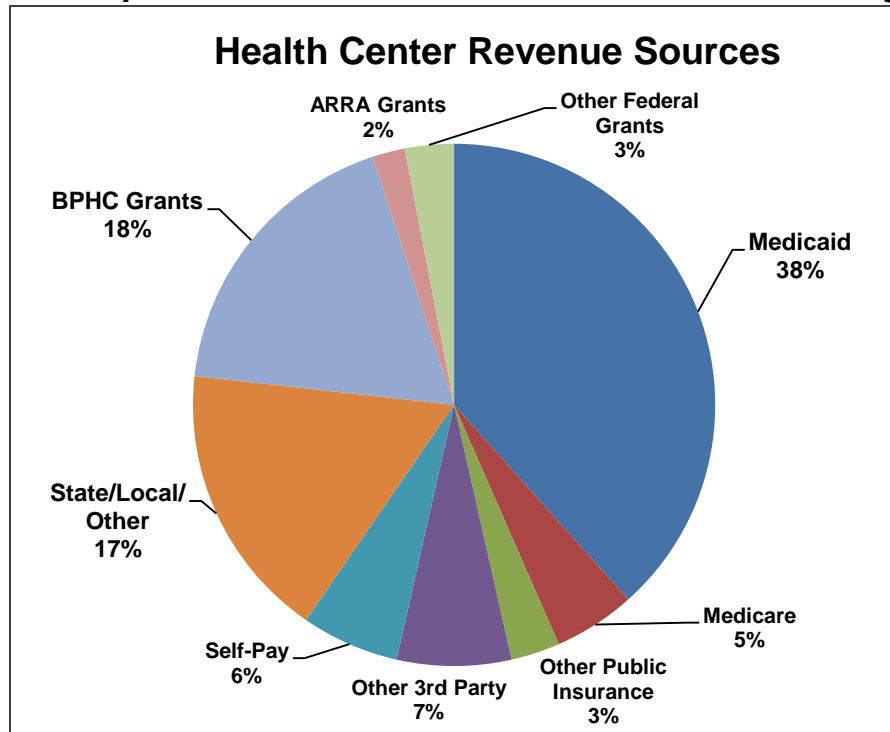


Health Center Program Overview- Calendar Year 2012

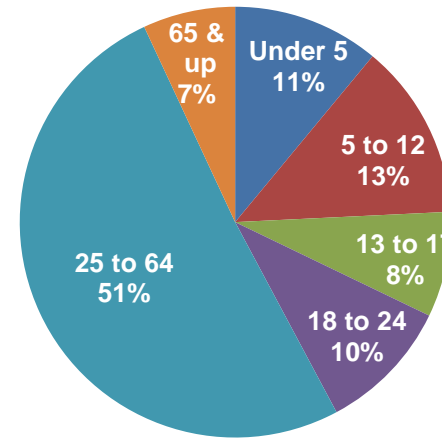


21.1 Million Patients

- **93% Below 200% Poverty**
- **36% Uninsured**
- **62% Racial/Ethnic Minorities**
- **1,121,037 Homeless Individuals**
- **903,089 Farmworkers**
- **219,220 Residents of Public Housing**



Health Centers Serve All Ages



- **1,198 Grantees with 8,900+ Service Sites**
- **83.8 Million Patient Visits**
- **Over 148,000 Staff**
 - ❖ **10,400 Physicians**
 - ❖ **7,500 NPs, PA, & CNMs**



Health Center Program

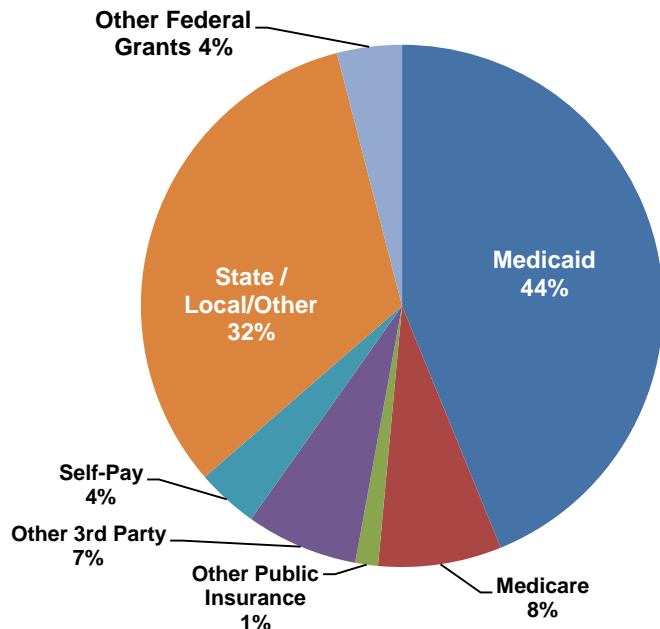
Look-Alike Overview-Calendar Year 2012



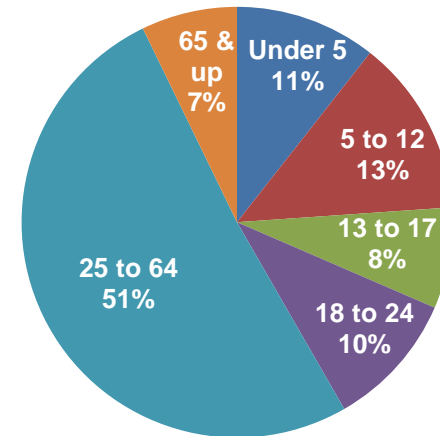
951,000 Patients

- **91% Below 200% Poverty**
- **32% Uninsured**
- **71% Racial/Ethnic Minorities**
- **24,412 Homeless Individuals**
- **17,946 Agricultural Workers**

Look-Alike Revenue Sources

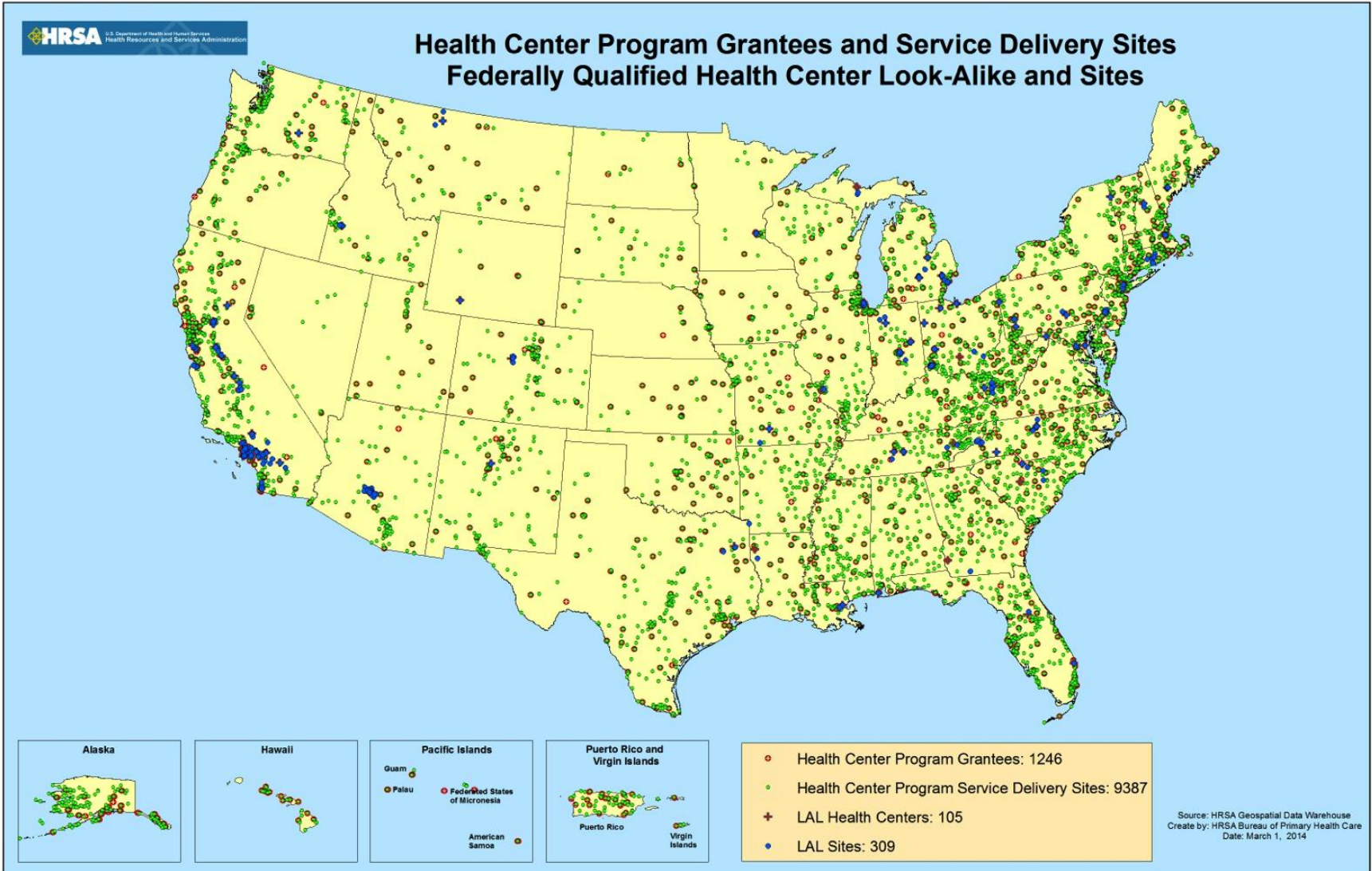


Look-Alikes Serve All Ages



- **93 Look-Alikes with 270+ Service Sites**
- **3.4 Million Patient Visits**
- **Over 5,707 Staff**
- **566 Physicians**
- **276 NPs, PA, & CNMs**

Health Center Program National Presence – March 2014





Current Program Impact: EHR Implementation



- 96% of health centers have implemented EHRs¹
 - 88% have EHRs at all sites used by all providers
 - 8% have EHRs at some sites used by some providers
- As of 2013, 78% of all office-based physicians have implemented an EHR²
- 76% of eligible providers at health centers participating in the Health Center Controlled Network program have attested to Meaningful Use³

¹Uniform Data System, 2013

²Hsiao C-J, Hing E. Use and characteristics of electronic health record systems among office-based physician practices: United States, 2001–2013. NCHS data brief, no 143. Hyattsville, MD: National Center for Health Statistics. 2014.

³HRSA BPHC HCCN program data



Current Program Impact: PCMH Recognition



PCMH recognized health centers...

- are 4 times more likely to provide **weight screening of adult patients**
- are 3 and a half times more likely to prescribe **appropriate medications for patients with asthma**
- are 4 times more likely to have female patients with current **cervical cancer screening**
- are almost 4 times more likely to have patients with **early entry into prenatal care**
- are 3 times more likely to screen for patients' **tobacco use**
- are more than 3 and a half times more likely to provide **tobacco cessation counseling or medication**



Current Program Impact: Key National Indicators



Perinatal measures

- Rate of low birth weight babies born to health center patients (7.29%)¹ is lower than national estimates (7.99%)²
 - Improved from 7.6%³ in 2008 and consistently below the national average of 7.99%²
- Rate of health center patients entering prenatal care in the first trimester (71.6%)¹ is higher than national estimates (70.8%)²
 - Improved from 64.8%³ in 2008

¹Uniform Data System, 2013

²National Birthweight Data: 2012. Martin JA, Hamilton BE, Osterman MJK, Curtin SC, Matthews TJ. Births: Final data for 2012. National Vital Statistics Reports; vol 62 no 9. Hyattsville, MD: National Center for Health Statistics.

³Uniform Data System, 2008



Current Program Impact: Key National Indicators



Chronic Disease Management

- 63.6% of health center patients with hypertension have BP controlled (BP \leq 140/90)¹
 - Exceeds national average of 48.9%²
 - Exceeds Medicaid HMO average of 56.3%³
 - 58% of health center grantees meet or exceed the HP 2020 BP control goal of 61.2%^{1,4}
- 68.9% of health center patients with diabetes have HbA1C \leq 9%¹
 - Exceeds Medicaid HMO average of 55.3%³
 - Diabetes control is holding steady despite increase in populations previously not involved in routine care

¹Uniform Data System, 2013

²National Health and Nutrition Examination Survey (NHANES), CDC/NCHS, 2009-2012

³National Committee on Quality Assurance. Improving Quality and Patient Experience, The State of Health Care Quality 2013.

⁴U.S. Department of Health and Human Services. Office of Disease Prevention and Health Promotion. Healthy People 2020. Washington, DC.



Current Program Impact: Key National Indicators



Preventive Services

- 91.5% of health center patients are screened for tobacco use and 63.7% receive tobacco cessation counseling¹
 - Exceeds national average for tobacco screening of 62.4%²
 - Exceeds national average for tobacco cessation counseling of 19.2%²
 - 94% of health center grantees meet or exceed the HP 2020 goals¹
- 76% of health center patients age 3 and under have received appropriate childhood immunizations¹
 - Exceeds national average of 68.5%³

¹Uniform Data System, 2013.

²National Ambulatory Medical Care Survey (NAMCS), CDC/NCHS, 2007.

³National Immunization Survey (NIS), CDC/NCIRD and CDC/NCHS, 2011..

⁴National Committee on Quality Assurance. Improving Quality and Patient Experience, The State of Health Care Quality 2013.



Patient Satisfaction



- **Over 80%** reported the overall quality of services received at the health center were **“excellent”** or **“very good.”**
- **Over 80%** reported that they were **“very likely”** to refer friends and relatives to the health center.
- **Over 75%** reported the main reason for “going to the health center for healthcare instead of someplace else” was because it was **convenient (28%)**, **affordable (25%)**, and provided **quality healthcare (22%)**.

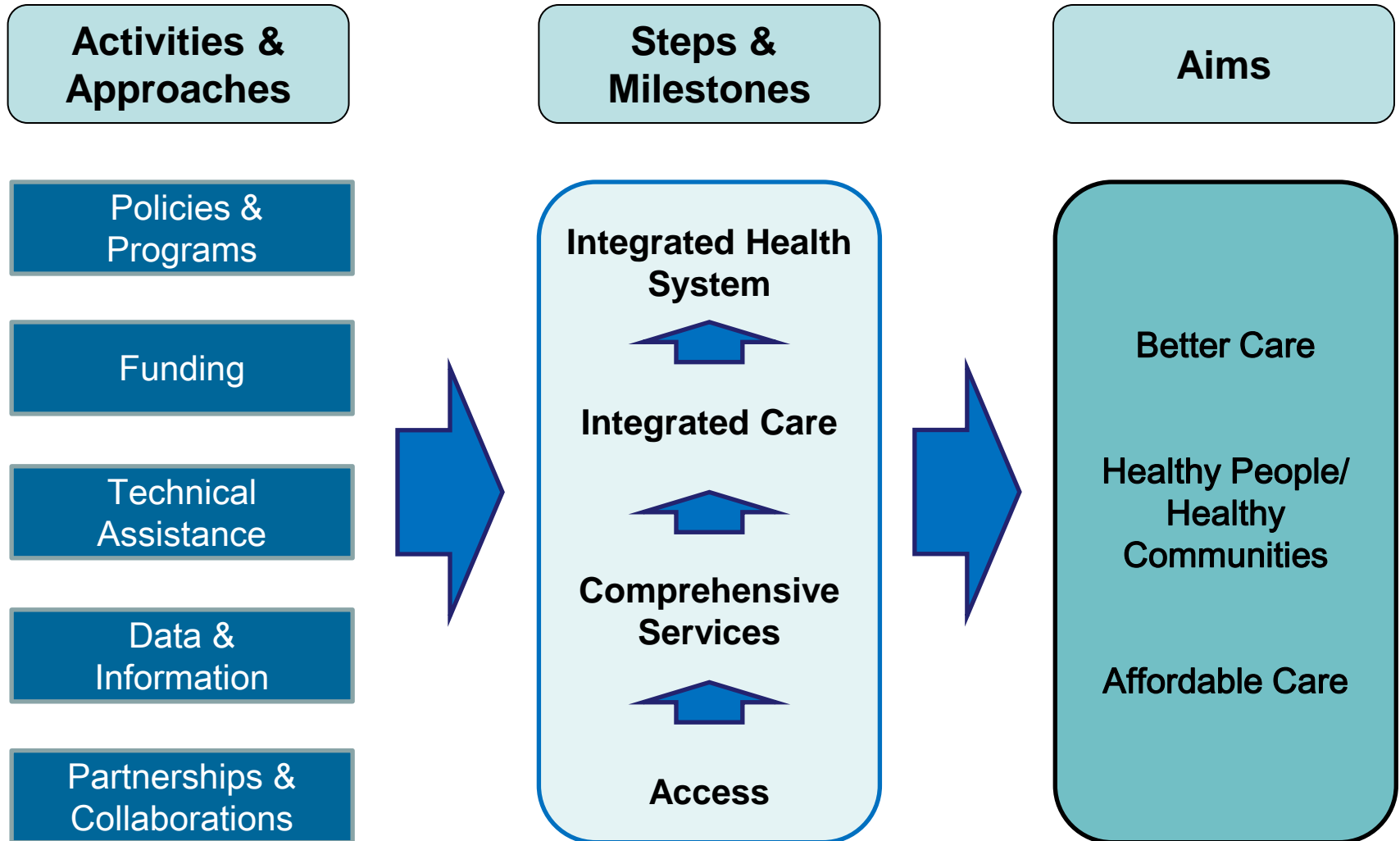


Health Disparities



The 2009 Health Center Patient Survey found no racial/ethnic disparities in the following areas:

- Access to Primary Care and Patient Satisfaction
- Cancer Screenings
 - Breast, cervical, colorectal
- Hypertension
 - Receipt and adherence to care
 - Hypertension control and hospitalizations
- Diabetes
 - Receipt of diabetes care management
 - Diabetes control and hospitalizations





Technical Assistance (TA) Resources & Partners



- State & Regional Primary Care Associations
- National Cooperative Agreements
- HHS & Other Federal Partners
- Community/Population, Local, State, and National Stakeholders



FY 2014 Funding and Spend Plan



- Awarded: \$150 Million for 236 New Access Points
- Awarded: \$58 Million in 1,157 one-time Outreach and Enrollment Grants to Health Centers
- Announced: \$35 Million for PCMH Capital Awards
- Announced: \$50 Million for Mental Health Service Expansion - Behavioral Health Integration
- Coming Soon: \$110 Million in Base Adjustments
- Coming Soon: \$300 Million for Expanded Services



FY 2015 President's Budget



- \$4.6 billion, including \$3.6 billion from the Affordable Care Act Community Health Center Fund
- \$100 million to fund 150 New Health Center Sites to serve an additional 900,000 Patients
- \$860 million for one-time Quality Improvement and Capital Development awards
- Continuation of mandatory funding for health centers in FY2016, 2017, and 2018 at \$2.7 billion annually



Health Center Quality Awards



PCMH Recognition Award

- Health centers recognized as PCMHs by July 1st are eligible
- Annual award added to base adjustment for health centers that maintain PCMH recognition

Quality Improvement Award

- Based on 2013 UDS submissions
- Four categories:
 - Top Reporters – reports on whole universe using EHR
 - Top Improvers – compared to self
 - High Performers – compared to peers using quartile rankings
 - Clinical Excellence – highest performers compared to national standards in key clinical areas



Summary



- Health centers provide access to quality care & services
- Federal government continues to invest in primary care for vulnerable and underserved communities



Thank You!

Questions?



Seiji Hayashi, MD, MPH
Chief Medical Officer, BPHC
Acting Director, BHW Division of Medicine and Dentistry
U.S. Department of Health and Human Services
Health Resources and Services Administration
Bureau of Primary Health Care
5600 Fishers Lane
Rockville, MD 20857
Telephone: 301.594.4110
Email: SHayashi@hrsa.gov